



ERIC Forum Implementation Project

May 2019

Table of Contents

INTRODUCTION

01 PROJECT LOGO AND LETTERMARK

Logo specification and size

Logo use and colours

Page 4

02 COLOUR PALETTE

Primary colours

Secondary colours

Page 8

03 TYPOGRAPHY

Typography style and usage

Page 10

04 GRAPHICS STYLE

Background style

Templates

Page 12

Introduction

The ERIC Forum Implementation Project’s visual identity guidelines have been developed to ensure that all project partners use the same visual branding which represents the ERIC Forum.

ERIC Forum’s visual identity has 4 key elements:

Lettermark



Typography

Rounded Elegance
Helvetica
Open Sans

Colour palette



Irregular geometric background pattern




01 Project Logo and Lettermark

Logo specification and size

The logo is identified by a stylized and geometric “E” to the left of the lettermark. Its height corresponds to the total height of the lettermark.

The lettermark is set in typeface uppercase Rounded Elegance.

The creation of this logo is inspired by the activity of the ERIC Forum. One of the major objectives of the project is to strengthen the collaboration among the ERIC community. The letter E, in fact, represents the initial of the word ERIC and at the same time of the concept of Europe that is the basis of the acronym and constitutes the very essence of the forum. The three-dimensional structure created by the segments that make up the capital letter E refers to the sense of depth of research activities as well as to the concept of collaboration between the various members of the ERIC Forum, who interact by creating a solid and cohesive system.



Logo use and colours

Standard logo

The standard logo is the full colour version. This version includes the stylized light blue “E” and the blue text, these are the representative colours of all the general graphic styles.

Ideally, the logo should be used on white backgrounds only.

Using the logo on a coloured background is possible. The section below presents the graphic conditions for using the logo on different coloured backgrounds.



Black and white logo / 1-colour logo

For single colour reproductions, it is necessary to use a version with black and white or 1 colour (blue) logo. These versions should only be used when the full colour is not available.

These versions are recommended whenever the colour version of the logo cannot be applied.

Black and white logo



1-colour logo



01 Project Logo and Lettermark

Negative logo

This version of the logo should be used whenever it is necessary to use a dark background, such as black or dark blue or when the combination of the identifying colors of the logo (light blue and blue) with the background are not pleasant.

In this case both the logo and the text are white.



Some examples of background colours which are not suitable for the standard version of the logo. In these cases the negative version is required.



02 Colour Palette

Primary Colours

Light blue is the branding colour of the ERIC Forum logo.

Dark blue is the colour of the ERIC Forum lettermark, slogan and titles.

Black and Dark grey are the colours of the ERIC Forum text.





Hues of blue are to be used for all materials with corporate content.

	CMYK C71 M5 Y9 K0 Pantone 306 C RGB R25 G179 B219 HEX #19b3db
	CMYK C99 M82 Y39 K38 Pantone 533 C RGB R27 G47 B80 HEX #1b2f50
	CMYK C68 M61 Y60 K49 Pantone Black 7 C RGB R61 G61 B61 HEX #3d3d3d
	CMYK C0 M0 Y0 K100 Pantone Process Black RGB R0 G0 B0 HEX #000000

02 Colour Palette

Secondary Colours

These colours were mainly used for the website and represent the indication of the chromatic scale to be used for the communication material.

	CMYK C11 M1 Y0 K0 Pantone 656 C RGB R224 G241 B251 HEX #e0f1b
	CMYK C77 M31 Y7 K0 Pantone 7689 C RGB R40 G143 B197 HEX #288fc5
	CMYK C82 M40 Y15 K2 Pantone 7689 C RGB R32 G125 B174 HEX #207dae
	CMYK C87 M49 Y24 K7 Pantone 647 C RGB R26 G106 B148 HEX #1a6a94
	CMYK C96 M84 Y41 K37 Pantone 7546 C RGB R30 G48 B80 HEX #1e3050

03 Typography

Typography

The ERIC Forum project's main typography rules are:

- Rounded Elegance exclusively for Lettermark and slogan
- Helvetica for all printed material
- Open Sans for the entire content of the website

Helvetica

AaBbCc

ABCDEFGHIJKLMNOPQRSTUVWXYZ

abcdefghijklmnopqrstuvwxyz

0123456789!"#\$%&'()*?*

Open Sans

AaBbCc

ABCDEFGHIJKLMNOPQRSTUVWXYZ

abcdefghijklmnopqrstuvwxyz

0123456789!"#\$%&'()*?*

Bringing European Research Infrastructures together

← Helvetica Bold
Size 36 / Line spacing Auto

Maecenas dapibus urna eget sagittis lobortis.
Aenean tristique quam non velit scelerisque molestie. Etiam ac leo ornare,
luctus magna non, dapibus urna. Praesent sagittis enim in pharetra.

← Helvetica Regular
Size 12 / Line spacing 16

Aliquam erat lectus, tristique a augue

Lorem ipsum dolor sit amet, consectetur adipiscing elit. Aliquam erat lectus,
tristique a augue eget, elementum lobortis eros.* Aliquam ornare enim et vulputate
sollicitudin. Class aptent taciti sociosqu ad litora torquent per conubia nostra, per
inceptos himenaeos. Duis eu ultricies eros. Quisque scelerisque mollis dolor, quis
viverra magna pulvinar pulvinar.

← Helvetica Bold
Size 16 / Line spacing Auto

← Helvetica Regular
Size 09 / Line spacing 14

CONTACTS

ERIC Forum
Lorem ipsum dolor sit amet
8010 Lorem, Duis

Phone: +00 444 33 22 11-0
Fax: +00 111 22 33 44-55
E-Mail: contact@loremipsum.eu

← Helvetica Bold
Size 12 / Line spacing Auto

← Helvetica Regular
Size 10 / Line spacing Auto

← Helvetica Bold and Regular
Size 10 / Line spacing Auto

* Lorem ipsum dolor sit amet, consectetur adipiscing elit. Aliquam erat lectus, tristique a augue eget, elementum lobortis
eros. Aliquam ornare enim et vulputate sollicitudin. Class aptent taciti sociosqu ad litora torquent per conubia nostra, per
inceptos himenaeos. Duis eu ultricies eros. Quisque scelerisque mollis dolor, quis viverra magna pulvinar pulvinar.

← Helvetica Light
Size 6 / Line spacing 9

Background Style

The irregular overlap of layers of different shades of blue is the main feature of ERIC Forum's graphic identity. Its flexible use enables the designer to create numerous compositions.

Below are some layout examples. In some cases it is expected to use a background photo, to be inserted as a base level for the other layers that are solid or transparent.

The photo used for the examples is only an indication to show the type of image to choose: an overview from the top of a big city.

Templates

Folder



04 Graphics Style

Poster



It is useful to include a QR Code to link all printed material to the reference website www.eric-forum.eu



Conference Badge



04 Graphics Style

3-fold leaflet

Lorem ipsum dolor sit amet, consectetur adipiscing elit, sed diam nonummy nibh euismod tincidunt ut laoreet dolore magna aliquam erat volutpat. **Ut wisi enim ad minim veniam**, quis nostrud exerci tation ullamcorper suscipit lobortis nisl ut aliquip ex ea commodo consequat.

Nulla facilisi. **Vivamus non pulvinar magna, et ultrices metus. Vivamus lobortis mauris vestibulum.**

2019

Lorem ipsum dolor sit amet, consectetur adipiscing elit, sed diam nonummy nibh euismod tincidunt ut laoreet dolore. Sed mi sit amet sapien eleifend venenatis. In hac habitasse platea dictumst.

"Lorem ipsum dolor sit amet, consectetur adipiscing elit."

Fusce hendrerit orci nisi non luctus leocommodo a vestibulum vitae dignissi dolor et mattis sem. Proin id lectus.

ERIC FORUM

Bringing European Research Infrastructures together

MORBI ULTRICES
Lorem sed metus scelerisque feugiat

- Lorem ipsum dolor sit amet, consectetur adipiscing elit.
- Morbi ultrices lorem sed metus scelerisque feugiat. Proin fringilla non.
- Praesent vel sapien eleifend sapien ornare iaculis.

GET IN TOUCH:

LOREM-IPSUM
Lorem ipsum dolor 2/B/6
8010 Lorem, Dolor
+00 333 33 44 11-0
contact@loremipsum.eu
www.eric-forum.eu

About

Lorem ipsum dolor sit amet, consectetur adipiscing elit, sed diam nonummy nibh euismod tincidunt ut laoreet dolore magna aliquam erat volutpat. **Ut wisi enim ad minim veniam**, quis nostrud exerci tation ullamcorper suscipit lobortis nisl ut aliquip ex ea commodo consequat.

Nulla facilisi. Vivamus non pulvinar magna, et ultrices metus. Vivamus lobortis mauris vestibulum.

Nulla facilisi. Vivamus non pulvinar magna, et ultrices metus. Vivamus lobortis mauris vestibulum, vehicula felis a, rhoncus ante. Maecenas nec ipsum nibh. Sed accumsan pharetra condimentum.

Numbers

- 1200 nullam porttitor eu leo**
Consectetur adipiscing elit, sed.
- 90 mollis vel libero in**
Consectetur adipiscing elit, sed.
- 15 vestibulum facilisis du**
Consectetur adipiscing elit, sed.

Infrastructures

Lorem ipsum dolor sit amet, consectetur adipiscing elit, sed diam nonummy nibh euismod tincidunt ut laoreet .

Lorem ipsum dolor sit amet, consectetur adipiscing elit, magna aliquam erat volutpat.

Ut wisi enim ad minim veniam, quis nostrud exerci tation ullamcorper suscipit lobortis nisl ut aliquip ex ea commodo consequat.

Duis autem vel eum iriure dolor in hendrerit in vulputate velit esse molestie consequat, vel illum dolore eu feugiat nulla facilisis at vero eros et accumsan et iusto odio dignissim qui blandit praesent luptatum.

04 Graphics Style

Roll-up



Website

